

MOOROOLBARK PONY CLUB NEWSLETTER

February 2011
NEXT RALLY SUNDAY 13th February

Jim Page	Club President	Hm: 9726 5801 16 Royal Avenue Mooroolbark, VIC, 3138 julie.howes@southernhealth.org.au
Julie Howes	Vice President	Hm: 9722 1920 fiona@yarravalley motel.com.au
Fiona Vaughan	Club Secretary	Hm: 9735 3000 gst64@bigpond.com
Susan Tucker	Club Treasurer	Hm: 9739 6794 lindy.whitfort@bigpond.com
Lindy Whitfort	Club District Commissioner	Hm: 9722 1548 wendy.wright@anglicarevic.org.au
Wendy Wright	Newsletter Editor	Hm: 5964 2279
Lauren Howes	Junior President	Hm : 9722 1920

FAMILIES ON DUTY – December RALLY

Please note that gear check is 9:00, so duty starts at 7:30

Howes Robbins Russell

UPCOMING EVENTS and REMINDERS

<i>Mooroolbark PC Working Bee from 3pm</i>	<i>10th Feb</i>
<i>Mt Evelyn PC Open SJ twilight training from 5:45 pm</i>	<i>11th & 25th</i>
<i>Mooroolbark PC Rally(early start!)</i>	<i>13th Feb</i>
<i>Zone Games Clinic (held in Wonga Park)</i>	<i>18th Feb 7pm</i>
<i>Mooroolbark PC Showjumping Day</i>	<i>20th Feb</i>
<i>Seville PC Horse Trials</i>	<i>27th Feb</i>
<i>Ringwood PC SJ Day</i>	<i>27th Feb</i>
<i>PCAV State Dressage & SJ</i>	<i>27th Feb</i>
<i>Wyena PC Horse Trials</i>	<i>12/13 March</i>
<i>Mentone PC Games Day</i>	<i>14th March</i>
<i>Kangaroo Ground PC Combined Training</i>	<i>20th March</i>

There are MANY more events - Check the PCAV web site for entry forms, and more details on these, and other events. www.ponyclubvic.org.au

Last Updated 30/01/2011

MOOROOLBARK PONY CLUB			
FAMILIES ON DUTY - ROSTER			
2009 February	McKinnon	Dalsanto	Tropeano
March	Robbins	Pepper	??
April	Russell	Savini	??
May	Litovkin	Tropeano	Catley
June	Brooks	O'Neill	Wright
July	Fleming	Harper	Winter
August	Drennan	Goss	Laity
September		Romei	(rally at Wandin
October	Moore	Bourke	Howes
November	Clark	McKinnon	Kanen
December	Dalsanto	Russell	Savini
2010 February	Bourke	O'Neill	Catley
March	Brooks	Goss	Harper
April	Tropeano	Moore	Pepper
May	Romei	Winter	Laukart
June	Robbins	Russell	Howes
July	Kanen	Drennan	Wright
August	McKinnon	Henchley	O'Neill
September		Dalsanto	Goss
October	Moore	Scott	Winter
November	Catley	Wright	Pepper
December	Bourke	Harper	Laukart
2011 February	Howes	Robbins	Russell
March	Henchley	Kanen	Laukart
April	Scott	Tropeano	Dalsanto
May	Goss	McKinnon	O'Neill
How does the duty roster work?			

These are the expectations for families on duty:

** One parent to assist in the canteen all day, starting from 8:30 (winter) 7:30 (summer)

** One parent to assist outside the canteen all day, starting from 8:30 (winter) 7:30 (summer)

** Assistance with clean up of canteen, toilets and club rooms at the end of the day

** Roster families also need to take home that day's garbage as we don't have a garbage collection at the club


Changes to the roster?

As we no longer have a specific person organising roster, it is YOUR responsibility to organise a swap if needed, and to let Wendy Wright know so she can change the information in the newsletter/web site. The information that we have published above is to the best of our knowledge - if you don't tell us about changes, we won't know to make the change.

End of day pack up

The pack up of equipment in each ring/arena is to be done by ALL FAMILIES at the rally on the day. This frees up the rostered families to help with the clean up duties.

If everyone pitches in, the ring pack up can be done very quickly - more hands make light work!



Greetings Everybody ...

Welcome back to another year of Pony Club. I hope you all had a good break and were able to spend lots of fun time with your pony or horse.

The first rally back it will be business as usual with Dressage, SJ, XC and Games as we have the zone games day approaching. It will be an early start to the day to avoid as much heat as we can.

The issue of wearing helmets has arisen and it is timely to go over the reasons we wear them.

Firstly our sport is quite a dangerous one as we deal with an unpredictable partner. No matter how "safe " you think your horse is you never know what is going to happen around the next corner. No horse is absolutely safe while it has a pulse and no riding situation is without risk while here is a horse in it. Secondly Any riding insurance you may be covered by is rendered null and void if you are not wearing a helmet.

A few years ago a young riding instructor who always wore her helmet made an exception to jump on a dead quiet mare to bring her up to the stable. The mare stumbled and her rider came off and sustained a fatal head injury. A tragedy that touches everybody in the horse community.

We cannot make riding absolutely without risk but we can be responsible and take the time to buckle on a helmet.

Please contact me well before rally if you will not be attending or are coming on a new horse.

Cheers



SHOWJUMPING DAY – FEB 20

Don't forget to get your entry in for the SJ competition coming up on Feb 20.

Entries close on Feb 11, which is BEFORE the next rally.

LESSONS WITH NIKKI

Nikki will be running lessons at PC on Saturday February 19.

She can be contacted on 0413 249 729. You must let her know if you plan to go.

If you want a stable relationship, get a horse ...

SHOWJUMPING DAY SUNDAY 20th FEBRUARY 2011

Duty Roster ... if you cannot do the duty that you have been assigned, please contact Dianna Moore on 0418357486 or 97258345

We will need all the help we can get, so if there are other riders not competing on the day, please let me know if you are able to lend a hand.

		RING 1	RING 2	
8.00 – 11.30am	GATE MARSHALL	Gary Tucker	Savini Family	
	PENCILLING	Jeanette Catley	Sue Tucker	
	CRASH CREW	Neil Romei	Shaun Henchley	
11.30 – 3.00 pm	GATE MARSHALL	Deb Harper	Jenelle O'Neill	
	PENCILLING	Haydi Bourke	Michelle Winter	
	CRASH CREW	Steve Russell	Wes Harper	
CANTEEN				
EARLY 7.00am	Stephen Scott	Ruth Romei		
8.00-11.30am	Sue Russell	Ruth Romei	Nicole Laukart	
11.30-3.00pm	Karen Brookes	Roz Goss	Karen Henchley	
PARKING 7.00am	Stuart Moore	Andrew Catley		
GEAR CHECK 8.00am	Jane Robbins	Hayley Catley		
OFFICE	Fiona Vaughan	Wendy Wright	Sara-Jane Vaughan (Data Entry)	
SCORING	Fiona Vaughan			
GENERAL ORGANISERS	Jim Page	Howes Family	Moore Family	
SET UP SATURDAY 19th FEBRUARY 1 PM	Jim Page Lindy Whitfort	<u>ALL MEMBERS WELCOME</u> (Many hands make light work!!!!!!!!!!)		

Our riders Out & About

Congratulations to all our riders who have been out and about recently.

Not everyone can place at every event, thanks to all those of you who send in news of your wins, placings and personal bests. If your name is not here, please don't be shy just send your details to Wendy or put them in the out & about book. Let us know the type of event you entered, the date, horse you were riding, and what class you rode in. AND LOTS OF PHOTOS! For personal bests - tell us what you were particularly pleased to have done on the day!

Cockatoo PC Jump Trials 16th January 2011

A good start to the year for **Sara-Jane Vaughan**, who with Flynn placed 3rd in grade 3 – well done to you both.


NorthernMetro Zone State Qualifier Dressage & ShowJumping December 12 2010

Mooroolbark were well represented at the state qualifiers last year, with Lauren Howes, Justine Russell, Sara-Jane Vaughan, Tessa Whitfort, and Jackie Wright

Justine came 2nd in B Grade Showjumping, qualifying AGAIN for state (she has qualified for the last 3 or 4 years). Lauren also qualified, coming 3rd in C Grade.

Sara-Jane came 5th in Grade 2 Dressage, giving her the possibility of going to state, as she is 2nd Reserve.

Congratulations to all of you - We wish our riders all the best for the state competition on February 27.



Working Bee Thursday 10th February from 3 pm

We are having a working bee at the pony club grounds on Thursday Feb 10th, which is the Thursday before our next rally.

Jim will be at the grounds from 3 pm and we will work until dark (unless we're finished before then!). The grass around the cross country jumps is a priority that needs doing at that time, so that we will be able to use the course at rally. Please BYO equipment - the club doesn't have whipper snippers or mowers, so we really need you to bring these with you on the day, also helpful are wheelbarrows, rakes etc.

The more hands, the less work for each of us - so, please try to make it down there for at least some of the time. I know that Jim would appreciate if you can contact him to see what else he might need.

If you can't make it on the 10th, please contact Jim who will be able to organise jobs for you to do at a different time.

Beach Ride

Another beautiful day this year, with a group of around 12 riders and their ponies gathering early on a Sunday morning to enjoy the sunrise and the challenge of getting their mounts into the water. And post of the ponies enjoyed their swim (some of them after taking a bit of convincing), but mostly they enjoyed their roll in the sand afterwards!



*Thanks to Sue Tucker
for organising the
beach ride AGAIN!
And to Gary Tucker
for helping out as an
emergency driver on
the day.
YAY the Tuckers!*



Pony Club Fact Sheet - Proficiency Certificates

Progress in pony club is recognised by gaining certificates on ability and sportsmanship. There are eight certificates a rider can achieve - D, D Star, C, C Star, K, B, H and A. The certificates are a measure the riders skill and knowledge encompassing both ridden and practical examinations. They are gained in order starting from D through to A.



D Certificate Information

The rider's first introduction to certificates comes with the D Certificate. This is awarded for keenness and encouragement. The candidate must have reached a minimum age of 7 years before examination. The candidate should have attended at least three (3) rally days and have learned about elementary grooming, feeding and general care of a horse as well as basic riding. There is no written paper for this certificate

Specific details regarding the examination for the D certificate are listed below.

Certificate & Badge Colour

Yellow

Pre-Requisite

None

Objective

The objectives of the D Certificate are to gain confidence in riding and handling a pony and to be keen to improve and learn.

Learning Outcomes

Riding

- Mounting & Dismounting (mounting block may be used)
- Being legged up.
- How to hold and use the reins
- Capable of starting, guiding and stopping the pony and riding at the walk
- Riding at a walk, rising trot and canter without being led
- Know safe road riding skills
- Participate in simple mounted games and rider exercises

Horsemastership

- Approach, catch and lead a quiet pony
- Tie a pony up with rope at correct length, preferably to string, using quick release knot.
- Brush, saddle and bridle a pony (with assistance)
- Let the pony go in the paddock
- Give a pony an apple or carrot safely
- Know the comfortable living conditions for a pony
- Know what a pony eats and drinks
- Identify nostrils, forehead, eye, ear, muzzle, forlock, crest, neck, mane, sholder, wither, back, loins, rump, tail, hock, knee, fetlock, frog and hoof
- Identify Bridle, bit, reins, cheekstrap, browband, noseband, throatlash, saddle, girth, stirrups, pommel, leathers, seat, crupper, surcingles

Know how to clean saddlery and put away

Evaluation

Practical

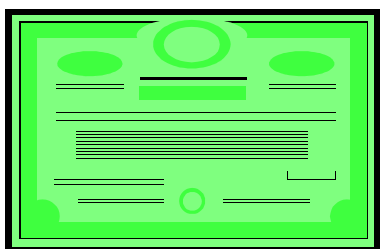
In order to pass the D Certificate the candidate must be competent in the learning outcomes outlined above.

Written Exam

None

Examiner

Examined internally by Instructors at your Pony Club



D* Certificate Information

Most riders' next move onto the **D Star certificate**, although this is not compulsory. The candidate must have attained the age of 9 years and have gained further knowledge in grooming, feeding, and care of the horse.

Candidates must have control of their ponies and show a more secure and correct position for flat work and jumping.

The D Star is not a prerequisite for any subsequent certificate. There is no written paper required for this certificate. Specific details for the D Star certificate are listed below.

Certificate & Badge Colour

Lime Green

Pre-Requisite

"D" Certificate

Guidelines

Candidates must have control of their ponies and show a more secure and correct position for flat work and jumping.

Objectives

To work towards a balanced seat and independence of the reins.

To improve the rider's control of the pony.

To have an elementary knowledge of the care of the pony.

Learning Outcomes

Riding

Walk, rising trot, and canter in a large area, including circle and straight line and change of direction.

Make transitions on command.

Trot and canter at varying speeds.

Mount correctly – from a mounting block if necessary.

Dismount from either side of the pony.
Ride with reins in one hand.
Hold and use a short whip correctly.
Trot on a loose rein.
Change diagonals on command.
Rising trot over poles on the ground in a forward position.
Negotiate small jumps of varied design from the trot.
Know simple traffic rules when riding on the road.
Lead and turn a pony in hand at the walk and trot (with bridle).

Horsemastership

Basic feeding and care of the pony.
Pick up and clean out front feet.
Basic care of the feet.
Identify: Wall, frog, sole and heels.
Identify: Rasp, hammer, toe knife, buffer and pincers.
Identify: Throat, elbow, pastern, dock, coronet, hips, hock, stifle, ribs and cheek.
Identify: Cantle, waist, gullet, stirrup bar and sweat flap.
Identify and demonstrate use of: Dandy brush, body brush and curry comb.
Clean and put away saddlery.
Recognise the following: Girth gall, cold, colic and laminitis (founder).

General Knowledge

Know the names of the Club Executive.

Evaluation

Practical

In order to pass the D* Certificate the candidate must be competent in the learning outcomes outlined above.

Written Exam

None

Examiner

Examined internally by Instructors at your Pony Club

Resources

Pony Club Australia Syllabus of Instruction

National syllabus for certificates sets out certificate requirements.

New Zealand Pony Club Manual No.1

Resource book with information for both educator and student.

D/D* Certificate Resource Kit PCAV Publication from PCAV Shop

More information about certificates in an upcoming edition of the newsletter. If you would like more information now, please refer to the pony club web site www.ponyclubvic.org.au

Our Sponsors



DISCOUNT ANIMAL FEEDS
LILYDALE — OPEN 7 DAYS — 9735 4060

87 WARBURTON HWY LILYDALE
www.discountanimalfeeds.com.au

We thank all our
sponsors and
encourage our
members to
recognise them
for their ongoing
support of the
club ...



Horseland Lilydale
476 Maroondah Highway
Lilydale, Vic 3140
Phone (03) 9739 6822
Fax (03) 9739 6823




Professional's
www.methven.com.au

Geoff Earmey (Frei, C&A, REIV)
managing director

h (03) 9726 8888
ix (03) 9726 8156
ob 0438 305 670
geoffearney@methven.com.au
www.methven.com.au

46-48 brice avenue
mooroolbark vic 3138

REIV

**Frazer & Ryan
Mooroolbark
Pharmacy**

28 Brice Avenue
MOOROOLBARK

OPEN 9AM - 9PM



Telephone 9726 7611



EXEL

"AIMING FOR SERVICE EXCELLENCE"



**Exel Rural Proudly Supports
Mooroolbark Pony Club**

EXEL RURAL PTY LTD
ABN 92 050 139 583

148 MAN STREET LILYDALE VICTORIA 3140
TEL (03) 9735 4333 FAX (03) 9735 4775



Today I did something for the
good of my community.

I did all my banking.

Whether you're banking for yourself, your family or your business, we know you'll appreciate the extended opening hours, genuine service and complete range of financial products and services available at Mooroolbark **Community Bank®** Branch.

So why not call in and see us at Shop 19, 66-74 Brice Avenue, Mooroolbark or phone 9726 5388.

We're open Monday to Friday 9am – 5pm, and Saturday from 9am to 12 noon.

Bendigo and Adelaide Bank Limited, ABN 11 068 049 178. AFSL 237870. (525317) (08/09)



Mooroolbark **Community Bank®** Branch

We thank Bendigo Bank Mooroolbark
for their recent sponsorship of our club
and look forward to their ongoing
support.

If you are looking to open a bank
account, make sure you check out what
Bendigo Bank has to offer, and mention
that you are from Mooroolbark Pony
Club.



MOOROOLBARK & DISTRICT PONY CLUB INC.



SUNDAY 20th FEBRUARY 2011
King's Fibreglass
SHOWJUMPING DAY
Cnr MOOROOLBARK & HULL Rds, MOOROOLBARK
Melways 38 A9 Org No. A0003996E



Full Canteen, open from breakfast. Holding yards available.

EVENT SCHEDULE

Event 1 : AM 7 Article 245.3

Event 2 : Top Score Article 270.12.1

Event 3 : Two Round Championship Article 273.1, 273.2, 273.2.1, 273.3.3, 273.4.3

All Events GRADES B to F

RIBBONS to 6th place for EVENTS

SASHES to 6th place for OVERALL CHAMPIONSHIP

Trophies for Overall Champion in each grade

Entry fee \$46 (includes \$1 zone levy)

From PCAV Showjumping Rules, July 2009. All measurements are in metres.

Grade	No of Obstacles	Min Start Height	Max Start Height	Max Finish Height	Max Spread	Max Course Distance	Speed Metres per minute
B	9 to 12	0.90	1.00	1.20	1.20	450	325
C	9 to 12	0.75	0.85	1.05	1.05	400	300
D	8 to 10	0.60	0.70	0.85	0.85	350	250
E	8 to 10	0.45	0.55	0.70	0.70	350	250
F	6 to 10	0.35	0.45	0.55	0.55	350	250

Conditions of Entry : Entry is conditional upon acceptance of these conditions.

1. Entering this competition constitutes acknowledgement that PCAV rules apply and acceptance of these rules.
2. The organizing committee reserves the right to cancel any class or competition; divide any class; alter times; refuse any entry with or without stating the reason.
3. No refunds after the closing date except with vet or medical certificate. A 20% handling fee will be retained from ALL refunds.
4. Competitors may ride more than one horse, subject to the conditions of PCAV Handbook of By-Laws Multiple Horse Rules.
5. PCAV membership card must be presented to the secretary's office for inspection before riding.

6. Armbands must be worn and presented at gear check.
7. Gear check before riding in each phase of this competition is required.
8. Quarries, protests, horse abuse and doping rules as per the PCAV Handbook of By-Laws.
9. Dogs are prohibited without exception.
10. Horses must be at least age four, no stallions, colts or rigs.
11. Only back numbers supplied by the competition organizers must be worn.
12. No lunging will be allowed at this event.
13. Neither the organizing committee of this competition nor the PCAV accepts any responsibility whatsoever for any accident, damage, accident, injury or illness to horses, ground spectators, or any other persons or property.

Send entry form, together with fee (cheque payable to Mooroolbark & District Pony Club Inc)

The Event Secretary, 212-214 Old Gippsland Road, Lilydale, 3140

Enquiries Jim 9726 5801 or Karen 0408 558 776

Entries close Friday 11th February. Early entries have preference.

Times will be posted on www.mooroolbark.ponyclubvic.org.au no later than Thursday 17th Feb.

RIDER HORSE.....

S/J GRADE..... Pony Club:.....

ADDRESSPostcode:.....

TELEPHONE/S & Email Address:

Address of property from which horse will be moved to the event:

Address of property to where the horse will move after the event:

If a professional photographer is working at the event, tick here if rider is not to be photographed: ☐