

Lilydale Pony Club Committe

President: Owen Dixon

Ph:0417887489

glengowerfarm@bigpond.com

Vice president: Julie Sampson

Ph:0428882333

julie@yarrarangestourism.com.au

Secretary: Jan Caudwell

Ph: 0412685390

jan.caudwell@bigpond.com

Treasurer: Claire George

Ph: 0408443955

claire.george.71@gmail.com

DC: Madeline Nagel

Ph: 0478041125

madandtyson@gmail.com

Newsletter: Jan Caudwell

Ph: 0412685390

lilydaleponyclub@gmail.com

Mooroolbark Pony Club
Committee:

President: Jim Page

Ph: 9726 5801

16 Royal Ave Mooroolbark

Vice president: Julie Howes

Ph: 97221920

julie.howes@southernhealth.org.au

Secretary: Lindy Whitfort

Ph: 97221548

lindy.whitfort@bigpond.com

Treasurer: Sue Tucker

Ph: 97396794

gst64@bigpond.com

DC: Karen Brooks

Ph: 0408558776

karen.brooks0@bigpond.com

Assistant DC Julie Howes

Ph: 97221920

julie.howes@southernhealth.org.au

Newsletter and Website:

Wendy Wright Ph 59642279 /
0447650457

wwri2119@bigpond.net.au

Junior president: Lauren

Howes Ph: 97221920

kalius_gemstone@hotmail.com

Welcome To Our First Combined Newsletter



**2015 RALLY
SUNDAY
March 15th 2015**



at Lilydale Pony Club Grounds

*****Gear Check Time – 9.30am*****

Families on Duty for March:

Kennedy (Isla) Smith (Louisa)

Hall (Olivia) Moore (Amy and Kate)

Ashton (Sophie) Black (Chloe)

Stevens (Ebony) Argall (Amber)

These families are on duty all day, set up commences at 8.00am sharp. 2 families need to head in to the canteen to assist with set up for the morning. Remaining families are to set up outside.

Jumps Set Up:

Ring 2: 6 white plastic squares & 6 polls, 3 sets of wings and polls, 4 witch's hats.

Ring 3 and 4: At least 7 sets of wings and polls (dazzle, double, spread)

Bunting : Between all rings..

Jumps Pack Up All jumps and Bunting to be returned to the trailer and shed. Once set up is finished, all families are to head to the canteen to see when they are needed.

If you are unable to do your duty, and are not able to organise to swap with another family, contact Wendy Wright or Jan Caudwell

D.C.'S REPORT

To all our Lilydale and Mooroolbark Pony Club Members, welcome to the March Rally.

Congratulations to those members who competed at the recent State Dressage and Showjumping Championships. Special mention goes to Sophie Ashton-Grade 2 Dressage. Her team won the grade 2 dressage with her being placed 4th individually.

Other members competing were Lauren Howes, Keyara Smith, and Jackie Wright. Jackie's B grade team coming 3rd and her C grade team coming 2nd in the show jumping.

Congratulations to those members who competed at the recent Lilydale Pony Club Horse Trials. We hope you all had fun.

Weather permitting, games practice is scheduled for March 13th at 5:30 at the Mooroolbark Pony Club Grounds. Please check the facebook page.

Calling for all those members who are interested in competing at the May Yeringberg Teams Horse Trials. Please add your name to the list at the March Rally. You must be graded 1-4 for Horse Trials. IN ORDER TO ENSURE THAT THE SESSIONS AND TIMETABLE RUN SMOOTHLY FOR OUR NEXT RALLY PLEASE ARRIVE ON TIME.

IF YOU ARRIVE MORE THAN 15 MINUTES LATE, PLEASE WAIT UNTIL THE NEXT SESSION TO BE INCLUDED IN THE GROUP. YOU WILL NOT BE ALLOWED TO ENTER THE SESSION THAT IS ALREADY RUNNING.

Thank you to all those members who replied to confirm their attendance at the March Rally.
Madeline and Karen

Merger Activities

Just to let you know what has been happening at your pony club.

Our clubs are now operating from the same grounds, sharing rallies, equipment and facilities, our committees are continuing to work on the formal merger of MPC & LPC's. We wanted to give you an update on this.

We have recently set up a combined Facebook closed group page (only for parents & riders of our combined clubs) and a new shared email address for communications (lilydaleandmooroolbarkpc@gmail.com). The next step in this will be to hold a formal meeting (called a Special General Meeting SGM) at which our members will be asked to vote to amalgamate the 2 clubs, calling the new club Lilydale and Mooroolbark Pony Club. The constitution and a new committee will also be voted on.. We are hoping to hold this meeting very soon, likely to be in April. We need to give you all 21 days notice of this meeting, so keep an eye on your emails, FB and the letterbox. For those that may not be able to make it to the SGM, we will have the option for you to nominate a proxy to vote on your behalf so you don't miss out.

Uniform we are very close to having a new uniform which will be proposed to our committees & then voted on by the committees of both clubs.

Constitution this is the formal document that will create the new club, a rather tedious and boring but necessary step is to get this right.

New club name The proposed new club name is Lilydale and Mooroolbark Pony Club. A new logo is being designed to go with the new name.

Mooroolbark Grounds

The Mooroolbark XC jumps have been a fantastic addition to our grounds, as have the newly-painted show jumps (all just in time for our horse trials!). Some of our mums also headed over to Mooroolbark to help Jim get started on a clean out of the clubrooms / kitchen and bring across anything useful. Thanks to all those volunteers who helped clean up some of the sheds at Lilydale to make room for all our new gear.

There is still a bit to go – and with Jim out of action for a little while, we will be calling on you all again soon to help continue to move any useful gear across.

A very big thankyou goes out to all those who have contributed so far, without the efforts of volunteers our newly merged club simply could not be as successful as it is proving to be.

UPCOMING EVENTS

Combined rally for LPC and MPC

March 15th

Mt Evelyn PC Derby and Dressage day Sat Mar 21st

Lower Plenty PC Combined Training and Dressage day Mar 22nd

Mansfield Horse Trials Mar 28th

NEZ Speed to safety Mar 28th

Bacchus Marsh PC Horse Trials Mar 29th

KG PC clinic pre5, Gr5 & Gr4 Mar 31st/Apr 1st

Yeringberg Horse Trials April 11th/12th

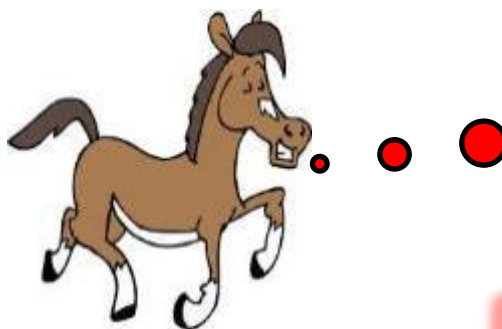
Healesville PC Combined Training Sat April 18th

Kangaroo Ground PC Combined Training and dressage day April 19th

Yeringberg Teams Horse trials May 17th

Pre5, Gr5, Gr 4 and training Gr3 eventing clinic at LPC grounds May 30th/31st

Remember some events may cancel or postpone in the event of bad weather. Keep an eye on the websites and FB pages to stay up to date. Check the PCAV calendar for entry forms and more information on these and other events. www.ponyclubvic.org.au



**BITS
AND
PIECES**

GET WELL JIM!!

Jim is laid up at the moment after a knee operation, and will be out of action for a month or 2. We wish him all the best for a quick recovery - to be honest we have no idea how he is going to manage to sit still for so long. Hopefully having a copy of our newsletter to go over will help fill a bit of time!



Yeringberg Horse Trials



April 11/12

We have been assigned dressage setup duty on the Friday, and will need XC jump judges on the Sunday. It is assumed that families of those competing will be rostered on the jumps.

We also need a group of people to attend on Friday 10th April to help set up the dressage rings. Please email lilydaleandmooroolbarkpc@gmail.com

or write your name on the list that will be put up at the club rooms at our rally.

Hunter Schools

The Hunt Club run their Hunter Schools on Saturdays up to the end of April. These run from 2 - 4pm, and our grounds are closed for training during that time to those not involved in these training clinics. For more information head to www.yglhuntclub.com

NMZ BRENDA MITTON CLINIC

May 30th and 31st

At the Lilydale Pony Club Grounds.

Eventing clinic for Grades pre 5, 4 and Training 3. Our club will need to run the canteen and do set up and pack up over the 2 days.

We will need plenty of helpers so please put this in your diary.

Rally Groups

Palominos	Thoroughbreds	Andalusians	Clydies
Jackie Wright	Tessa Whitfort	Jade Coghlan	Chelsea Vanderaa
Courtenay Potter	Jasmine Clark	Alexandra Brooks	Emma Sampson
Sophie Ashton	Phoebe Dixon	Amy Tucker	Phoebe Dodd
Maddison Creber	Kate Moore	Samantha Caudwell	Amber Argall
Lauren Howes	Hannah Schey	Olivia Hall	Jasmine Dillon
Keyarra-lee Smith	Amelia Williams	Louisa Smith	Ashlee Henshaw
Scarlett Kennedy	Chelsea Winter	Jillian Brooks	Isla Kennedy
Sara-Jane Vaughan			Kara Willand

Arabians	Pintos	Welshies	Shetlands
Melanie McCullen	Elizabeth Brooks	Bridie Wescombe	Maddison Amore
Chloe Black	Lilah Zigmantis	Sophie Dillon	Primrose Dillon
Amy Moore	Natasha George	Brook Leist	Mia Heinrich
Kelsey Pendrey	Ivy Schey	Isaac George	Hunter Coghlan
Shanae Andrews	Ebony Stevens	Shantelle Dolheguy	Aisha Heinrich
Amy Bevens	Erin Scanlon	Deanne Dolheguy	Brianna Ainstee
Tayla Andrews			Julia Matthews
Maddy Collins			

Gear Check: 9.30

1st Session: 9:45-11.00

2nd Session: 11.15-12.30

Lunch: 12.45-2.00

3rd Session: 2.15-3.30

- *Please be on time...if you are more than 15 mins late then you need to sit out the session. This is a courtesy to your group as latecomers disrupt the session.*
- *Meet at your first ring for gear check, XC groups to gear check before heading off.*
- *Strictly no cantering around floats or yards...walking only*

Session	Palominos	T/Bred	Andy's	Clydies	Arabians	Pintos	Welshies Charlie	Shetlands Petrina
1	XC – P1 Nicky	XC – P2 Sheridan	S/J – R3 Amelia	S/J – R4 Jacqui	Dr –R5 Sam	Dr –R6 Sarah– R6	S/J – R2	A/Riding – R1
2	S/J – R3 Jacqui	S/J – R4 Nicky	Dr –R5 Sam – R5	Dr –R6 Amelia	XC –P1 Nicky	XC –P2 Sarah	A/Riding –R1	S/J – R2
3	Dr –R5 Sam	Dr –R6 Jacqui	XC – P1 Sheridan	XC – P2 Nicky	S/J –R3 Sarah	S/J –R4 Amelia	XC – P1	XC – P2

Absent/Unmounted List

Hayley Harper

Taylah O'Neill

Jiyah Burgess

Bianca Garrett

Sam Davis

Nikki Davis

Elisha Laukart

Jess Caudwell

Brianna Howes

Heidi Parkin

Emily Savini

Orland dePury

Tasman dePury

Stephanie Hughes

Gena Savini

Alessandra Slaverio

PLEASE NOTE THERE IS STRICTLY NO SWAPPING BETWEEN GROUPS WITHOUT CONSENT FROM KAREN BROOKS AND MADELINE NAGLE.

Our Riders Out & About

Congratulations to all our riders who have been out and about recently.

Not everyone can place at every event, thanks to all those of you who send in news of your wins, placings and personal bests. If your name is not here, please don't be shy just send your details to Wendy or Jan or put them in the out & about book. Let us know the type of event you entered, the date, horse you were riding, and what class you rode in. AND LOTS OF PHOTOS! For personal bests - tell us what you were particularly pleased to have done on the day!

State Showjumping & Dressage Championships: MOOROOLBARK...

Two of our riders qualified for State SJ & Dressage Champs, held at Wonthaggi PC on the very hot last weekend in February – despite being seasoned riders, the pressure of State seemed to get to both of them this time ...

Kal and I headed off at 5am Saturday morning with the kindly offered support of Hayley Harper for Dressage State Champs Gr1. Thanks for coming Hayley! Kal's first test I thought was good but could have been better placed 7th on 64%, which was a better place than I thought it deserved. Our second test I thought had much more energy about it and overall I thought was a better test even though I two major brain fails and forgot my test twice (the second comp ever that I have forgotten a test) unfortunately this brought us down to 13% with 63.9%. Overall we placed 9th which I thought wasn't too bad after a fairly average effort on a hot day. Well done to PCAV and NEZ for running a successful event and keeping things moving.

Lauren Howes

Well it was a day of ups and downs today at PCAV state show jumping champs in Wonthaggi. Both Tommy (in C grade) and Tetley (in B grade) jumped super and had one rail down each over the whole day! The main issue was me...in the 2nd phase of the 1st round on Tetley I jumped the wrong jump (not even realising until I left the ring) which meant that instead of a top 6 placing, we were right down the leaderboard. I made up for it a little by coming 3rd in the next round but my brain fail meant that instead of placing in the top 4 individually, and winning the "off the track" section, we ended up midfield. Little Tommy had springs in his legs as usual and ended up in 5th place individually! The real highs of the day were the team results, with our B Grade team placing 3rd overall, and our C Grade team coming 2nd – I'm so proud to be a part of these 2 teams with the most wonderful girls. This was the first year SJ state champs was ran with 2 rounds instead of 3. I

have to say I much prefer the 3 round format and hope they consider changing it back for next year.

Jackie Wright



State Showjumping & Dressage Championships: LILYDALE...

On Saturday 21st and 22nd February 2015, the State Dressage and Showjumping Championships were held at Wonthaggi Pony Club. It was a competition for both the individual and for teams in Dressage Grades 1 - 3 with competitors coming from all over Victoria.

One of our members, Sophie Ashton, competed in the Grade 2 section for dressage on her horse Herman, for the Northern Metro Zone. In the individual competition, Sophie finished in fourth place of thirty competitors. And in the teams section, her team were the overall winners of Grade 2 dressage for 2015.

Keyarra-lee Smith competed in A grade show jumping.



Yarra Glen – Cross Country Clinic



On the 28th Feb, Taylah O'Neill went to a cross country clinic held at Yarra Glen Pony Club. The clinic was held by Megan Jones who represents Australia in the Olympic equestrian team. Taylah thoroughly enjoyed the day and got so much out of it and is looking forward to attending some more.

MENTONE GAMES DAY

Natasha and Isaac George got their speed happening and had a go at games. A first time for some and a great time had by all. They also came home with a pretty 5th place which is an awesome effort. It is great to see our members out there giving everything a go no matter what the weather and having fun while doing it.



MOOROOLBARK SHOWJUMPING COMP

It was great to see 21 of our riders competing at Mooroolbark's last event, the ShowJumping Day in February. Jim (and a handy bunch of helpers) had spent the prior couple of months painting up every pole and dazzle board he could find to help make the event look the best it could be...

Congratulations to all our riders.

Overall placings went to

Jackie Wright, on Tetley, 1st in B Grade
Jackie Wright on Tommy, 1st in C Grade
Amelia Williams, on Outlaw, 4th in C Grade
Sara-Jane Vaughan, on Flynn, 6th in C Grade
Lauren Howes, on Ollie, 1st in D Grade
Tessa Whitfort, on Andie, 1st in D Open
Chelsea Vanderaa, on Spiderman, 4th in E Grade
Chloe Black, on Kit Kat, 5th in E Grade
Amy Tucker, on Henry, 3rd in E Open



Great day at Mooroolbark SJ – Chelsea Vanderaa and Spider got a 2nd and a 6th to finish 4th Overall in the E Grade section. Beautiful green sash to add to the collection. Glad to say it was a well run event and looking forward to getting to know our "newcomers" over the next months. Off to Seville PC Horse Trials this weekend for first HT outing .. Go Chels and Spider!

SEVILLE HORSE TRIALS

This was a huge event (as usual) and both Lilydale and Mooroolbark had a good turnout of 16 riders. The day was wickedly hot and humid, particularly by the time the Grade 4 and 5's were doing XC. Congratulations to all members who competed. Well done to Jasmine Clark, 5th in grade 3, Amber Argall, 2nd in Grade 5 open and Sara-Jane Vaughan, 4th in Grade 2.



Lilydale Horse Trials

Lilydale Horse Trials this year with 201 competitors was our biggest event yet. A big congratulations and thank you to all involved in the planning and the doing for this massive event. The day ran very well, despite some falls on XC resulting in the day running a little late, we have been complimented on the friendly and professional way in which we ran this event. Something we should all feel proud of.

The final figure for money raised is hoped to come close to \$10,000.

We had 31 riders from Lilydale & Mooroolbark competing on the day.

Congratulations to the following members:

Grade 1: Jackie Wright 1st on Tetley

Grade 2: Sam Davis 5th on Midnight Cavalier

Grade 3: Scarlett Kennedy 1st on Huey, Lauren Howes 4th on Ollie, Phoebe Dixon 6th on Gatlin

Grade 4: Jas Dillon 4th on Mickey, Gena Savini 4th on Amber, Emma Sampson 5th on Ollie and Phoebe Dixon 6th on Midnight.

Grade 5: Amber Argall 6th on Lamington.

Thanks to *An Eventful Life* for providing voucher prizes for riders – don't forget to head to their page to check out videos, and for a wealth of resources all about eventing.

<https://www.an-eventful-life.com.au/>



Had a great weekend at the Lilydale Horse trials! We had a blast at our first Horse Trials representing Lilydale PC, and even managed to come away with our first beautiful and hard earned blue ribbon. The spirit was strong and we really felt a part of the Lilydale and Mooroolbark Pony Club community!

Thanks to all the volunteers that made this day possible...*Scarlett Kennedy*

Horse Trials cont...

Had an awesome day at Lilydale horse trials with Tetley and I WINNING THE GRADE 1!!!! Absolutely thrilled with the way his dressage has improved (thanks Sue Cornish) and the perfect cross country round he produced. In the end we won by 19 points!! Couldn't be happier with him! In the grade 2 Tommy was coming last after dressage, producing a test with his own little flair...complete with piaffe, flying changes and pigroots as well as deciding that every aid I gave him meant canter hahaha! In an amazing comeback he was one of the few who jumped double clear and we managed to climb our way up to 6th place and get a ribbon! Thanks to mum



and dad for being super strappers and supporting me. *Jackie Wright*



Lauren Howes took both her "up and coming" ponies to the Horse Trials:

What a little dude! Harry was so chilled at his first horse trials today. Placing 9th in gr4. Champion Ollie man today. First Gr3 horse trials and he finished on his dressage score in 4th place.



Could not be happier with my little hen. We competed at his first ever horse trails yesterday at lilydale. He did a lovely relaxed dressage test with a few errors by the rider. Clear show jumping and cross country which I was not expecting due to the small amount of training that we have had on the cross country!! We managed to place 4th overall out of 30. What a super star !!! *Amy Tucker*



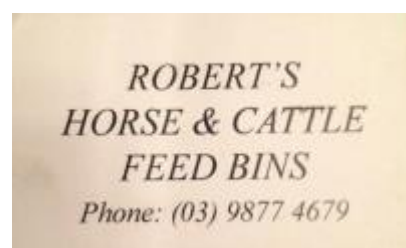
THANK YOU TO OUR SPONSORS ON THE DAY

A special Thank you to our naming sponsor of the event...Saddle up saddle world Chirnside Park. Yet again they have been very generous sponsors of our event, donating the rugs and vouchers given to our place getters.

Thank you also to our minor sponsors on the day, all their business cards can be seen below.



Shop 6, Chirnside Homemaker Centre,
Maroondah Hwy, Chirnside Park VIC
1800 247 737



Wandin Seville
Community Bank® Branch
Phone 5964 4595



We ask that you support the businesses that support us

All about Tetley ...

Here's the write-up that Jackie gave to PCAV for Tetley's Off The Track (OTT) entry at State SJ Champs:

I've had Tetley for 2 ½ years, I lease him from Justine, a lovely ex-Mooroolbark rider, who comes over for the occasional trail (or beach) ride on him with Tommy & I. We have always competed him by the name Tetley as we didn't have any information on his actual name. We had been told that he hadn't raced, so we didn't think he would be registered.

However about 3 months ago we chanced upon someone who had owned him as a 4yo and who thought he had raced. Unfortunately they couldn't find his papers, but it was enough of a hint for us to start digging to find out more.

It took us about 3 months of spasmodic digging to finally find out that Tetley actually was named "Classic Freebie" (really??? No wonder he wanted a name change!) and that he did race, just once on the 10th of April 2000 at Cranbourne to come 6th out of 7 horses!

Tetley is turning 18 this year and is a bit of a PCAV state show jumping veteran! 2015 is his 8th year in a row competing at this event, the 3rd with me and the first 5 with Justine. His best result, and a highlight of our time as a combination was at last year's state show jumping when we placed 1st overall individually in B grade!



In my time with Tetley I have also converted him from show jumper to eventer. We are currently competing PCAV grade 1 and planning on competing at PCAV state horse trial this year. Tetley definitely doesn't show his age and is the kind of horse that would plod around quietly for a beginner but gallop around and jump big jumps happily if that's what you asked him. He is a very sweet, special horse and I believe he is a great advocate for off the track thoroughbreds, showing how versatile and wonderful they can be!

Rally Gallery

This is your opportunity to contribute monthly to our newsletter. It would be wonderful if all our members could see what goes on at our rallies. When you're with the same group each month you often have no idea what others are up to.

It's easy to contribute, here's what to do:

STEP 1: Make sure you get photos of your day at rally

STEP 2: Choose one or two photos that you would like to have published, remember space will be limited.

STEP 3: You may choose to add a caption or words to your photos

STEP 4: Post your photos on our Facebook page or email to lilydaleandmooroolbarkpc@gmail.com. You can also text your pics to Jan on 0412685390.

HERE'S WHAT HAPPENED AT OUR FEB RALLY

We were all too busy making sure our first combined rally was a great success so we didn't get many photos, But what a great day. Lots of activity happening everywhere, and given that this was the first time we've had such a big attendance at rally, we think organisers and volunteers on the day should get a big thank you for the work they all put in. The end of day freshmans XC seemed to be a great hit and gave many of our riders a chance to take their horses around the course ahead of the horse trials.



We were lucky enough to catch a group shot of our senior rider group at the end of their XC training with instructor Sheridan.

Fantastic to see all the new / rebuilt jumps getting a run – Jim was keenly following around with the groups to see what worked and what might need tweaking.



Allie and Melanie



Maddy and Cooper



The Andalusians



Horse fact sheets – Horseshoe Studs

Also known as calkin or calks, studs are projections on a horse's shoe that improve balance and grip over uneven or slippery terrain, allowing the animal to move better and jump more confidently in poor footing.

Traditionally a farrier forged a stud into the shoe and it was a permanent feature - these are rarely used now. They were fairly dangerous and potentially damaging. Screw-in studs are used in sport competition because they can be removed when not in use, and changed to suit different terrain.

While the use of studs involves extra work, they can be invaluable for providing better grip for jumping, and, in some conditions, for dressage and showing as well. They are mainly recommended for riders at higher levels.

Whatever anyone might tell you, studs are not good for your horse's fetlock joints; and can be injurious to a horse. They are, however, a necessary evil because without them you risk falling over in hard or slippery conditions, which could be far worse.

There is a great variety of shapes and sizes to choose from and most have a tungsten core for durability. Choosing the correct type of stud will depend upon the ground, the type of shoes in use and the activity in which your horse is participating. Generally the harder the ground the more pointed the stud and the softer the ground the squarer the stud and, remember, perfect ground means no studs should be required.

Many people put just one stud on the outside of each shoe. However, if you think about this, one stud has got to drag one-sidedly on the horse's joints. When the stud sinks into the ground the pull is minimal, but what happens when the stud hits harder ground?

STUD GUARDS When using pointed studs in the front feet, horses that snatch their front legs up tightly over a fence can 'stud' themselves behind the girth, so it may be necessary to use a stud guard or belly pad which attaches to the girth.



This photo shows the “sleepers” used to plug stud holes between uses, studs, tap, spanner, and horseshoe nail.



Obviously the outside of the hoof is tipped upwards which affects the joints in the leg. Horse's fetlock joints have no lateral movement, so this tipping will unbalance and stress the leg. You might not notice any effects immediately as they will be minimal each time but, as these occurrences of stress stack up, two or three years down the line your horse may go lame as his leg finally 'gives up'.

To minimize any damage, it is preferable to use two studs on each foot, one either side, so a horse completely studded up will be wearing eight studs. If the ground is hard you might use studs with small points on the front feet and those with medium points on the hind feet. If the ground is soft you might use studs with fairly square points in front and those with large squares behind: remember, it is your horse's hind legs which are more likely to lose their footing. For that reason, some people put studs only in a horse's rear hooves.

FITTING STUDS

1. The first step in the use of studs is having your farrier put stud holes into your horse's shoes. These should then be plugged. (see notes above). If you haven't used them before, ask your farrier lots of questions and ask for a demonstration of fitting studs.
2. Before putting in a stud you will need to remove the plug, so keep a horseshoe nail handy for doing so.
3. Place the stud tap into the holes and screw down to clean the thread and be careful to keep the tap square or else you will damage the thread. Do not allow your horse to put his foot down while you are using the tap otherwise he may panic at the feel of something attached to his foot and serious injury could result if he were to jump about or bolt. Practise holding his foot up for some time, until you are sure he is quite happy about the procedure before using a tap.
4. While still holding the hoof up, select an appropriate stud and screw it into the hold. Use the other end of the tap to make sure it is tight.
5. The type of studs you use in both front shoes must be the same, as must those used in both back shoes.

STUD REMOVAL

Having finished a competition you should always remove studs before putting your horse on the float or walking him on to a hard surface. Traveling your horse home in studs is like expecting a man to stand on a train in shoes with super high heels.

Shoes with stud holes are more expensive than standard shoes. So if you only use them for a short time and wear is minimal you can remove and store them (cleaned and oiled) until they are needed. The horse can then be returned to barefoot or fitted with cheaper ordinary shoes.

However, never put studs into shoes which are worn thin. If you do it will result in the end of the stud driving into the wall of the hoof.

Tip: Cleaning out stud holes is time-consuming, so take the time to clean and re-pack them the night before a competition, then stable your horse overnight if possible. The clean out job the next day will be much easier and less stressful.

PROTECTION OF STUD HOLES

In order to prevent stud holes from becoming clogged with mud and becoming rusty, it is essential to pack them out immediately the stud is removed. You can do this by making a plug of cotton wool smeared in Vaseline, or you can buy purpose-made stud 'sleepers' to plug the holes. Make sure you push any plug right in (a horseshoe nail is an ideal tool for this job) and that it plugs the hole out right to the top.



STUD CARE

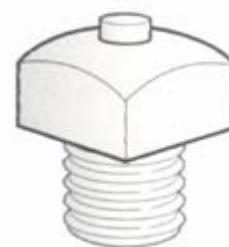
When studs are not in use you should keep them wrapped in an oily rag and put them into a polythene box to prevent rusting, together with the stud tap, plugs and spare horseshoe nail so that they are all to hand when you need them.

This article on studs (including pictures) is a modified version of one written by Kerry Hill for a 2005 Ringwood Pony Club newsletter, used with permission.

TYPES OF STUDS

There are many different studs, although, for most activities, one of the following six will be used

Road Studs are for hacking out on the roads to provide grip and durability for the shoes.



Pointed jump studs are for use in firm ground as they will penetrate the soil, offering hold without jarring the legs. They are ideal for all disciplines and in such conditions, including dressage and showing.



Large jump studs are longer than other studs and the end tapers off so that it will enter the ground more easily if it is slightly firm.

They are

usually used on the hind feet of horses undertaking demanding show jumping or cross-country courses.



Standard Jump Studs provide extra grip in good going but when the conditions (perhaps dewy or rainy) might prove slippery.



Dome-top studs are another long stud but they do not taper at the end, the end is dome shaped instead. They too are designed for demanding jumping, especially where maximum grip is required in soft going.



Sharp studs have a round tapered barrel coming out of a square base. They are designed to penetrate hard ground, with the square base providing plenty of hold. They are used in all disciplines.



INNOVATIVE STUDFITTING

For those who struggle with fitting Studs or who have horse who gadget when studs are fitted, a new safety inspired stud, tap and socket unit (STS) may be the answer to the problem (see below).

The short 3/8th tap lessens the chance of penetrating the horse's sole or tapping too far into the shoe, and the flat unit lessens the chance of injury should the horse put his foot down. The sockets are located around the edge of the unit which is available in nylon or aluminium. Many people find that the smooth rounded shape of the unit is easier to get to grips than the traditional spanner.



Mooroolbark's Sponsors



SIBELCO
AUSTRALIA

We thank Sibelco (quarry) for their past and continued ongoing support of Mooroolbark Pony Club



“AIMING FOR SERVICE EXCELLENCE”



**Exel Rural Proudly Supports
Mooroolbark Pony Club**

EXEL RURAL PTY LTD

ABN 92 050 139 583

148 MAN STREET LILYDALE VICTORIA 3140

TEL (03) 9735 4333 FAX (03) 9735 4775



**We thank all our
sponsors and
encourage our
members to
recognise them for
their ongoing
support of the club**



Frazer
&
Ryan
Mooroolbark
Pharmacy

28 Brice Avenue Mooroolbark
9726 7611



Horseland Lilydale
476 Maroondah Highway
Lilydale, Vic 3140
Phone (03) 9739 6822



LILYDALE
Marketplace Shopping Centre

Notice Board!

**Support the
businesses
that
support our
club**



**Wandin Seville
Community Bank®
Branch of Bendigo
Bank**

Ph:

(03) 5964 4595

Fax:

(03) 5964 3970

**Our Xcountry is
open for all
members to ride.
Keep an eye out
on your emails for
the current code.
Remember do not
share the code
with anyone else,
non members
must book and pay
the Hunt Club.
All riders MUST
sign in out the
back of the
clubrooms
BEFORE they
ride.**

The Wandin Seville Community bank branch of the Bendigo Bank has come on board with Lilydale Pony Club! They have given us a grant that enabled us to buy a dressage ring, this is a very expensive item that, due to PCAV rule changes has become necessary, that the club could not have otherwise afforded. The bank will continue to support us in other ways too. Each time a new account is opened by a pony club member the bank will donate money to us. The amount varies depending on the type of account. More details in the other attachment with this email.

We ask that where possible our club members support the businesses that support our club

Private advertisements by club members can be put on the notice board free of charge. Businesses may advertise in our Newsletter each month, the cost is \$100 per year. Contact Jan 0412685390 or email lilydaleandmooroolbarkpc@gmail.com